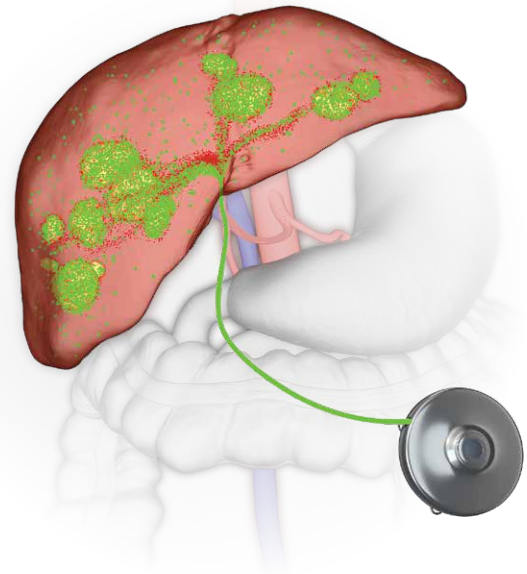


What is HAI Therapy?

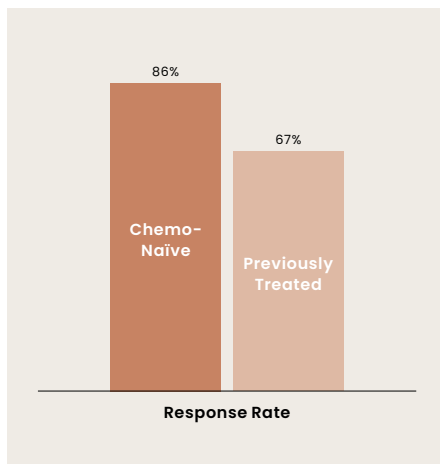
Hepatic Artery Infusion (HAI) therapy is an FDA-approved treatment for patients with Colorectal Cancer Liver Metastases (CRLM) and Intrahepatic Cholangiocarcinoma (iCCA).

HAI therapy delivers floxuridine safely and directly to tumors in the liver, without adding systemic side effects. Clinical studies have demonstrated that adding HAI therapy to systemic chemotherapy increased conversion to resection,¹ improved disease control in the liver, and prolonged survival.^{2,3,4}



Clinical Data Supporting HAI Therapy

Response to HAI in Unresectable CRLM¹



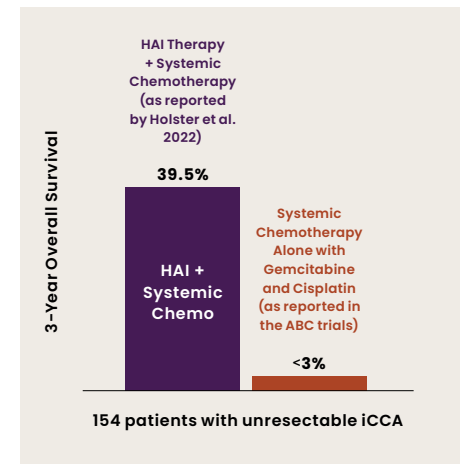
- Tumor response rate to HAI plus systemic chemotherapy was high in both chemo-naïve and previously treated patients (86% and 67% respectively)
- **52% of patients converted to resection** using HAI plus systemic chemotherapy, despite high disease burden and previous chemotherapy; **5-year overall survival was 63%** for these patients (comparable to 5-year survival seen in patients who are initially resectable)

Survival After CRLM Resection³



- **Nearly 2-year improvement in median overall survival** was seen with adjuvant HAI therapy plus modern systemic chemotherapy vs. modern systemic chemotherapy alone (67 vs. 44 months, $p < 0.001$)
- **A 60% improvement in probability of cure** (10-year overall survival) was seen with HAI plus modern systemic chemotherapy

Survival for Unresectable iCCA Patients⁴



- A systematic review of nine publications with 154 unique patients demonstrated HAI was associated with substantial improvement in survival for iCCA patients
- **Patients with unresectable iCCA receiving HAI in addition to systemic chemotherapy had a 39.5% 3-year OS**, while less than 3% survival was reported in the ABC trials, in which only systemic chemotherapy was used

¹ Pak L et al. J Surg Oncol. 2018;117(4):634-643.

² Dhir M et al. Ann Surg Oncol. 2017;24(1):150-158.

³ Groot Koerkamp B et al. J Clin Oncol. 2017;35(17):1938-1944.

⁴ Holster J et al. Ann Surg Oncol. 2022;29(9):5528-5538.

How HAI Therapy Works

- The Intera 3000 HAI Pump is surgically implanted under the skin in the abdominal wall.
- A catheter connects the pump to the hepatic artery, and body heat powers delivery of floxuridine from the pump to the liver.
- The healthy parts of the liver continue to receive blood supplied by the portal vein.
- HAI therapy treats the entire liver while achieving up to 400 times greater drug concentration in the liver compared to systemic chemotherapy.⁵

⁵ Ensminger W et al. Semin Oncol. 1983;Jun;10(2):176-182.

HAI Therapy Management

- HAI therapy is typically delivered in combination with systemic chemotherapy.
- HAI therapy is typically initiated 2-4 weeks after surgery to implant the pump.
- During active treatment, the HAI pump is refilled every two weeks, alternating floxuridine and heparinized saline.
- Liver function monitoring tests are performed at each refill to inform potential dose adjustments.
- While receiving HAI therapy, patients can travel and proceed with their daily activities.



Intera Oncology provides training and support for community cancer centers that continue managing patients after HAI pump implantation.

For more information and to find out which nearby centers offer HAI therapy, visit www.interaoncology.com or contact medInfo@interaoncology.com.



The Intera 3000 Hepatic Artery Infusion Pump is indicated for the continuous arterial administration of Cerona Therapeutics Floxuridine for Injection, USP, heparinized saline, and glycerin. The approved labeling for Cerona Therapeutics Floxuridine for Injection, USP stipulates the indications, contraindications, and warnings for use of the drug in the pump. The Intera 3000 Hepatic Artery Infusion Pump is contraindicated for use in patients with extensive extrahepatic disease or limited hepatic function. Possible adverse events of the pump are those potential risks associated with any implanted drug delivery device and include: catheter thrombosis, bolus path occlusion, vessel thrombosis, pump dislodgement, seroma, or recurrent hematoma, infection, extravasation, catheter shear, dislodgement or leakage, migration, arterial pseudoaneurysm, arterial dissection, and extrahepatic perfusion.

Caution: Federal law (USA) restricts this device to sale by or on the order of a physician.

Please review the full safety information at <https://www.interaoncology.com/patients-caregivers/hai-therapy/safety-information>.